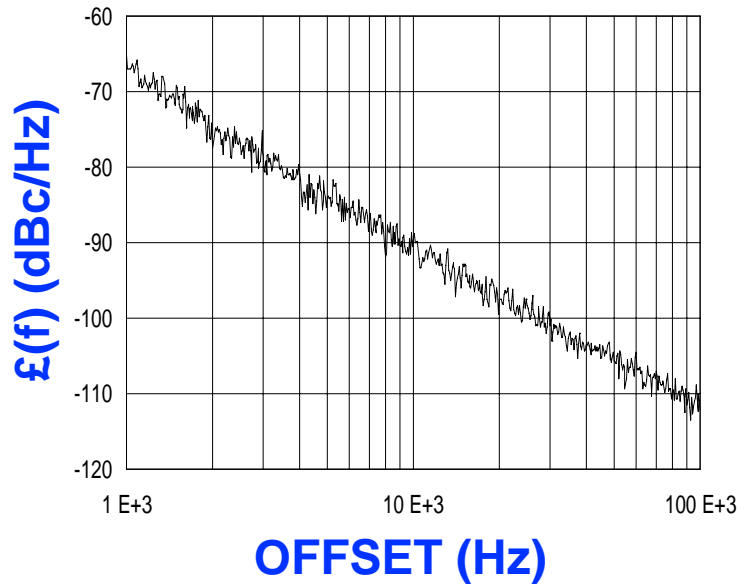




**PHASE NOISE (1 Hz BW, typical)**



**FEATURES**

- Frequency Range: 3750 - 3900 MHz
- Tuning Voltage: 1 - 10 Vdc
- MINI-14S - Style Package

**APPLICATIONS**

- Microwave Radios
- Satellite Communications
- Direct Broadcast

PERFORMANCE SPECIFICATIONS	VALUE	UNITS
Oscillation Frequency Range	3750 - 3900	MHz
Phase Noise @ 10 kHz offset (1 Hz BW, typ.)	-89	dBc/Hz
Harmonic Suppression (2nd, typ.)	-30	dBc
Tuning Voltage	1 - 10	Vdc
Tuning Sensitivity (avg.)	42	MHz/V
Power Output	5±2	dBm
Load Impedance	50	$\Omega$
Input Capacitance (max.)	50	pF
Pushing	<5	MHz/V
Pulling ( 14dB Return Loss, Any Phase)	<29	MHz
Operating Temperature Range	-40 to 85	°C
Package Style	MINI-14S	
POWER SUPPLY REQUIREMENTS		
Supply Voltage (Vcc, nom.)	5	Vdc
Supply Current (Icc, typ.)	19	mA

All specifications are typical unless otherwise noted and subject to change without notice.

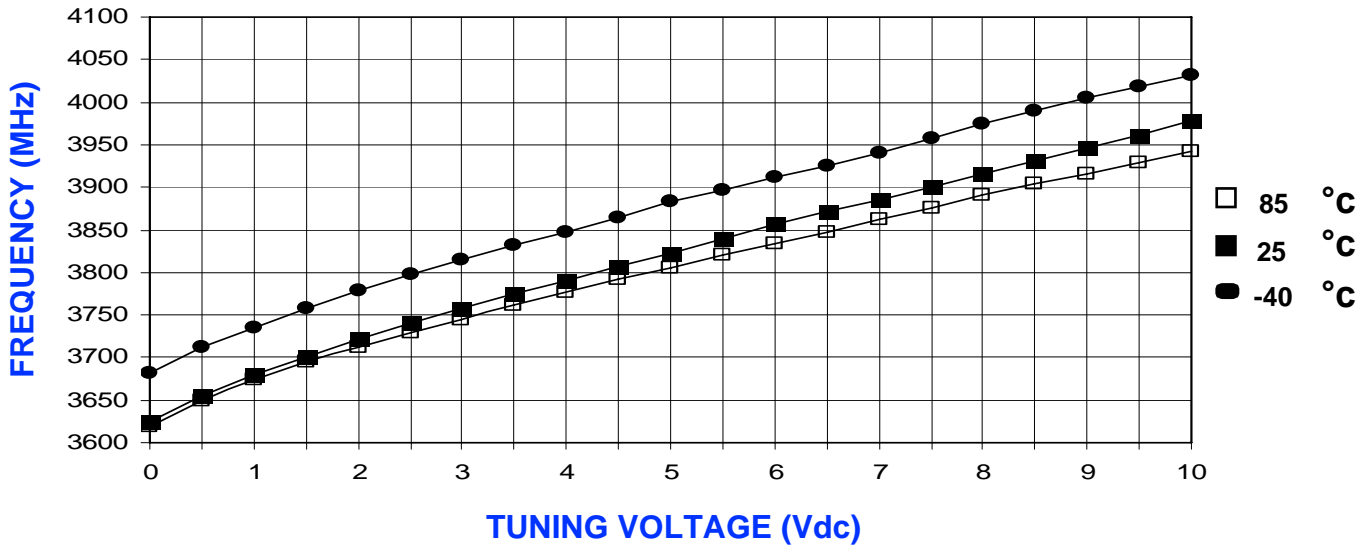
**APPLICATION NOTES**

- AN-100/1 : Mounting and Grounding of VCOs
- AN-102 : Proper Output Loading of VCOs
- AN-107 : How to Solder Z-COMM VCOs

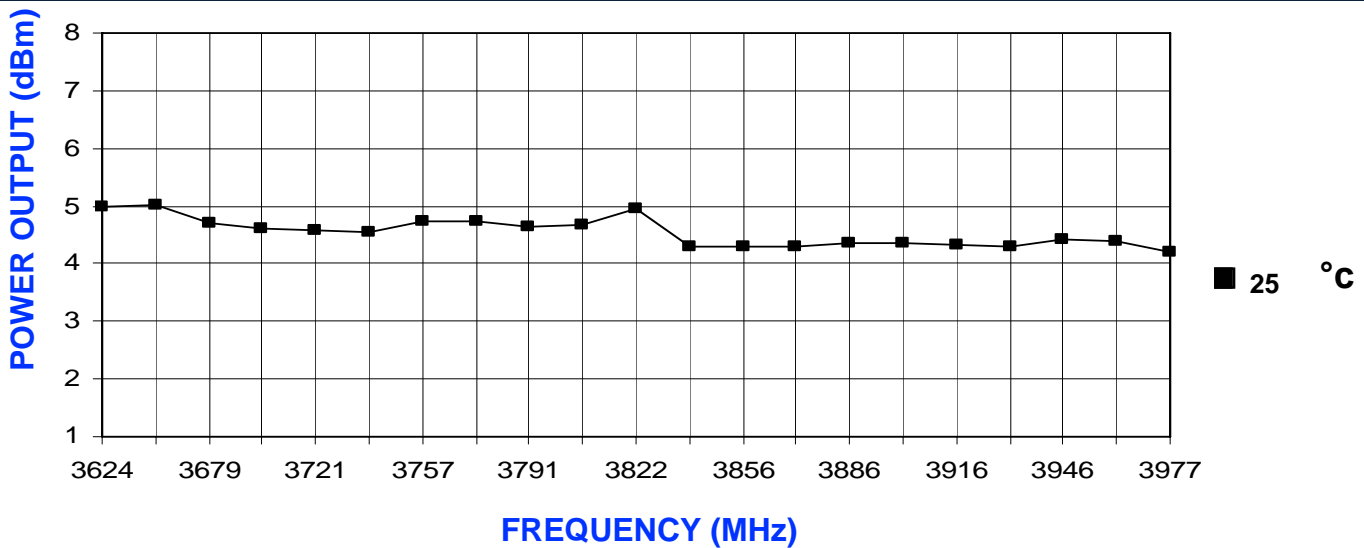
**NOTES:**

Phase Noise @ 100 kHz offset (1 Hz BW, typ.): -114 dBc/Hz

TUNING CURVE, typ.



POWER CURVE, typ.



PHYSICAL DIMENSIONS

